



the Troll's Knit News

The Troll's Cove
E801 Lauritzen Lane
Waupaca, Wis. 54981
Tel: 715-256-9930
www.thetrollscove.com
Hours: Thurs-Sat 10-5
Sun 12-4
Open year round



Volume 4: Issue 29 Fall 2010

We keep working with you until you succeed!

Tips:

- When measuring for neck shaping-for a rounded neck, measure from where the shoulder meets the neck to where the bottom of the rounded part is.
- Pick up and Knit means: to insert the needle into your work, yarn is wrapped around the needle as if to knit, and the new loop is pulled through.
- A straight firm edge is best for zipper placement.. So if you are attaching to a ribbed or textured stitch, bind off knit wise instead of in pattern. This will give a firmer/straighter edge.

Accept your mistakes—be gentle with yourself!!

*Thursday Knit Night:
Knitting with company*

Every Thursday evening—rain or shine, snow, you name it—this is our time together.

Come when you can.
7-9 PM

I don't know about you but I can hardly believe that our summer is over.

I thoroughly enjoyed my time in the shop, as always. It was a great summer. It might be the season when we normally don't think of knitting as an activity, but many of you proved that statement wrong. It was lots of fun!

You know our hours stay the same once the school year starts, but Gerry will be in the shop Thursday and Friday during the day for me while I work at school. I will be in the shop Saturday and Sundays all day. Also, on Thursday evening for Open Knitting. Gerry always has access to me via my cell phone so if you have a question/concern don't hesitate to stop in or call. Also he enjoys meeting all of you.

My classes are aimed at Fall/Winter garments and Christmas ideas. I continue to try to have samples for every class I offer. I am convinced that samples help us understand the possibility and from there your own creative juices take over. Also, many of you are becoming more willing to "share" the items you have made which offers all of us even more ideas. I'm inviting you to stop often to see what might be new.

As I said in my last newsletter, I had thought for a long time about what might be a good way to show you my appreciation for your continued support of **The Trolls Cove**. One of the ways I decided upon was a drawing for prizes among people who had purchased from me the previous month.

I have the first 4 winners to tell you about.

July winners were: Maureen Q. who won The Cable DVD by Kathy Zimmerman; and Mary D who received a Sock Kit from Hiya Hiya.

August winners were: Kathy L who received 3 skeins of Noro Aya yarn; and Jeannette R. who received a book by Debbie Macomber and an accessory bag from Hiya Hiya.

Don't forget to fill out a "purchase" slip each time you buy during the month so you too are eligible for our drawings.

My class pages have a new look. Where possible, I have included a picture of the finished project to help you decide if it might be something you would like to do. Let me know what you think of the idea.



Now that I am only sending the newsletters out via email it is important that you include me on your list of contacts when you change your email address. I get a number back each time I send a message out due to email addresses that are no longer current.

Sandy



:

This and That:

There are always so many new yarns, books, patterns and notions available that I try to choose carefully what might be of interest that would fit within your knitting budget. This time I have many new yarns and pattern support to offer you. They will be available in the shop starting the 15th of September and the last coming in around the middle of October. I'll try to email you to let you know when a particular new yarn has arrived, but here is a list of what is coming.

- **Off Hand Design** will have 4 new “Suzannah” bags and 4 new Circular Needle Clutches in the shop within the next week.
- **Annie Adams Shawl Pins** are re-stocked.
- **Sirdar has a new yarn “Indi”** A gorgeous light and lofty yarn in a riot of vibrant colors in every ball. Bulky weight yarn that is quick to knit. **Also Indi** Pattern booklet complements the new yarn with 18 projects for women and girls.
- **Another Sirdar yarn: Baby Snowballs** This yarn has lots of soft and cozy “snowballs” and is just so quick and easy to knit. It comes in ice cream colors and white. **Snowball Pattern Booklet** includes 21 patterns for babies and children to age 7.
- **New from Noro: “Kobarachi”** is 1/2 wool and 1/2 silk . Chunky weight yarn. Lovely colors as only Noro can do.
- **Country Tweed** is a soft alpaca and wool combination chunky weight yarn that I ordered to take the place of “Tweedie Chunky” which was discontinued by the manufacturer. Very much the same look but even softer. The pattern support booklet is already selling well at the shop as the yarn arrived at the end of August.
- **Baby Cashmerino** from Debbie Bliss is a sport weight, machine washable, line dry yarn that I know you will like working with. Very soft and lovely to touch. Pattern support also coming for this yarn. It has been on the market for a while and is very popular all over the country so decided it was time to have some available here also.
- **60 Quick Knits** 20 Hats, 20 Mittens, 20 Scarves all feature Cascade 220 yarn. Knitters of all skill levels can choose from among dozens of projects. I have chosen two of these designs to offer as classes in this newsletter.
- **Maxima** a 100% merino yarn from Manos del Uruguay is coming in October. It is a more evenly spun yarn than the “original” that I have carried for a number of years. Lots of yardage in a worsted weight soft yarn with the colors we have come to expect from Manos.
- **Last but not least, I am constantly re-stocking my current yarn inventory so if you don't see a color in a yarn you want please ask, as it may be coming in shortly.**

Something Special;

Many of you really enjoyed the shrug idea that I developed after a trip to “the mall”; and a number of you took the top down cotton chunky sweater pattern I found and really “made it your own” by trying it with many different yarns and combinations of yarns. If you are looking for a “quick” easy project that is definitely wearable for fall—come in and take a look at those two. They look nice on every shape and in many different yarns.

Lately I have been really pleased by all of you who are sharing your projects with us for a day, week, or whatever amount of time you choose. It helps give others ideas for their project and you some well-deserved praise for a job “well done”. If you haven't shared with us at the shop, please do consider that with your next finished project.

I recently came across this scarf pattern that I thought might be good to include in this newsletter. It is easy; looks great; and would make a very nice Christmas gift for someone on your list. Simple diagonal lace eyelet that can be modified to use with any weight yarn. Worked over a multiple of 3 sts.

Diagonal Lace Scarf:

Worsted weight yarn and a size 7 needle. Gauge is not really critical. Loosely cast on 24 sts. Knit 5 rows in garter stitch. Begin Lace Pattern: **Row 1:** k3, (yo, sl1, k1, pss0) 6 times, k3. **Row 2:** K3, p18, k3 **Row 3:** K4, (yo, sl, k1, pss0) 6 times, k2. **Row 4:** same as row 2. **Row 5:** K5, (yo, sl 1, k1, pss0) 6 times, k1 **Row 6:** same as 2. Repeat rows 1-6 for 43 times or until your desired length.



***** Fall—the season of Knitting. The projects I have planned for this newsletter are meant to offer you fun and a challenge. An opportunity to learn something's and the opportunity for fun and to relax. As always, if you want to do something you do not see please contact me and I'm sure we can work something out. Happy Knitting!**



Classes: We'll Keep You In Stitches.”

It is very helpful to me if you pre-register for the class that you want. That way I can plan for material and so on. Tel: 715-256-9930 or sandra@thetrollscope.com.

Title: Correcting Mistakes

Session: Saturday, September 18

1-3 pm

Cost: \$10.00 for the one session

Description: A technique class. I'll show you how to correct a twisted stitch, an incomplete stitch, picking up stitches within your work and on the edge, unravel stitch by stitch or row by row..


Title: Done by Monday Afghan Group

Session: Sunday, Sept. 19; Oct. 17; Nov. 14; Dec. 19

1-3 pm

Cost: \$15.00 for the 4 sessions

Description: You pick a pattern from this booklet and we'll knit together as a group. I'll help as problems arise, if they do, and your afghan will be done in time for the holidays.



Title: Saturday Morning Sock Club

Session: Saturday, Sept. 18; Oct. 16; Nov. 13; Dec. 18

10-12 a.m.

Cost: \$15.00 only if you want to learn to knit socks, if you want to just come knit socks with us there is no charge.

Description: Come knit socks with others who enjoy this project and exchange patterns and ideas. For those of you who want to learn to knit socks I'll work with you at this time also. All the "seasoned veterans" can help.


Title: Oscilloscope Shawl

Session: Saturday, Sept. 25; Oct. 9 & 23

1-3 pm

Cost: \$15.00 for the 3 sessions

Description: This side to side shawl is long enough to be styled as a scarf or knotted like a shawllette. Garter stitch creates interest between eyelet bands.



Title: Beginners Top Down Sweater

Session: Saturday, October 2 & 16

1-3 pm

Cost: \$15.00 for the two sessions.

Description: Time to take what you know and make a sweater. Let's do the chunky weight sweater that was so popular this summer, only this time we will use a warmer yarn for fall/winter wear. You'll love this sweater and be very proud of yourself.


Title: Elbow Room Vest

Session: Saturday, Sept. 25, Oct. 9 and 23

3-5 pm

Cost: \$15.00 for the 3 sessions

Description: Knit in one piece, this tunic vest can be worn open or closed with a shawl pin. New longer, very modern style. Knit in a graceful cuff to cuff manner.



Fall Class Schedule Continued:**Title: Fair Isle Mittens****Session:** Sunday, Sept. 26; Oct. 10; Oct. 24th

1-3 pm

Cost: \$15.00 for the 3 sessions**Description:** You won't mind seeing spots with these fair isle mittens. Knit with 2 colors they look more complex than they are thanks to the variegated yarn.**Title: Guynedd Hat****Session:** Saturday, Oct. 30 & Nov. 13**Cost:** \$15.00 for the 2 sessions**Description:** A slightly slouchy hat that is nette stitch. A bow is worked as part of the

1-3 pm


worked concentrically with panels of lace and stocki-brim.

Title: Flip Top Mittens**Session:** Sunday, Oct. 31; Nov. 7 & Nov. 21

1-3 pm

Cost: \$15.00 for the 3 sessions**Description:** Perfect for the knitter on the go, these lace-cuffed mittens have a fold-over flap. Keep the tops closed for extra warmth or flip them open for finger mobility.**Title: Cabled Brit Lit Vest****Session:** Saturday, Nov. 6, 20, and Dec. 4

1-3 pm

Cost: \$15.00 for the 3 sessions**Description:** Rope cables nestle into 4x2 rib in the fronts of a structured vest. 2z2 rib is used for its strength around the armholes. Zipper will make this vest a must have for your fall/winter wardrobe.**Title: Shifting Rib Hat****Session:** Saturday, Nov. 6 & Nov. 20

3-5 pm

Cost: \$15.00 for the 2 sessions**Description:** Shifting rib patterns are effect in a unisex skull cap.

worked stranded in 2 colors creating a 3-dimensional

Title: Up for Fun**Session:** Sunday, Nov. 28, Dec. 5 & 12

1-3 pm

Cost: \$15. for the 3 sessions.**Description:** Timeless style and beautiful cables mix it up in a collared, cropped jacket in chunky weight yarn.**Title: Mini Socks for your Christmas Tree****Session:** Saturday, Dec. 11

1-3 pm

Cost: \$10.00 for the 1 session**Description:** Make these darling tiny socks as accents for your Christmas packages or hang them on your tree. They knit up quick as a wink!These 13 classes are one of my reasons to welcome Autumn: **It's Time to Knit!****See you at the shop.***Sandy*