



# the Troll's Knit News

Volume 4: Issue 33 Fall 2011

“ The House in the Woods”



The Troll's Cove  
E801 Lauritzen Lane  
Waupaca, Wis. 54981  
Tel: 715-256-9930  
www.thetrollscove.com  
Hours: Thurs-Sat 10-5  
Sun 12-4  
Open year round

## MOVE TO IMPROVE:

A couple of techniques you might want to try:

1. Sloped Bind off: One row before the bind off row, work to the last st. DO NOT work this st. Turn work. With yarn in back, slip first st from left needle purl wise. Pass unworked st of previous row over slipped st. The first st is bound off. Continue to bind off desired number of stitches.
2. If you bring the yarn back over the needle at the beginning of the knit row, the first st, will have two loops. To avoid this, keep the yarn under the needle when taking it to the back to knit the first stitch.

*Thursday Knit Night:  
Knitting with company*

Every Thursday evening—  
rain or shine, snow, you  
name it—this is our time  
together.

Come when you can.  
7-9 PM

I hope each of you enjoyed our summer. It always seems to go so fast. Being able to spend more time in the shop is part of what I look forward to every year.

Jeannette R's being available in the shop on Thursday and Friday will make us able to be much more responsive to your needs. Her first days were September 1st and 2nd. She's an excellent knitter with a background of working on a variety of garments from socks to more intricate sweaters. If you haven't stopped in to meet her, please feel free to do so soon. I know you'll find her helpful.

I am in a quandary as to what to do about our Thursday evening open knitting. Starting in about January the attendance really tapered off to what most nights was just one or two people. Which was not any fun for those involved. I originally started Thursday Night Open Knitting in response to requests from many of you. Since it exists because of you I'm hoping you will give me some idea what we should do about it. Do you want to continue to have the opportunity to get together? Are you no longer interested? Would you like to see a different format? I'm going to wait to hear from you before I decide what to do.


The yarn companies are constantly coming out with new yarns and discontinuing others. If I have a shop sample available in a discontinued yarn I may have it available for sale at a reasonable price. I'll have these items hanging on the discounted yarn bin toward the back of the shop. Sizes will vary.

Yarn companies are also being hit, as we all are, with price increases. Most are trying to hold whatever increase they do take to the minimum, but some yarns are going up more than I am comfortable passing along. Ex. One particular yarn went **up \$3.00 a skein**. I will not be stocking it once my current inventory is sold. Other yarns have reduced yardage from what we had been receiving. I am trying to diligently monitor these happenings for you. It has always been my goal to offer good quality yarn at a reasonable price. I may not be the cheapest but I try to insure that the yarn you purchase from me will be a good value for your dollar.

*Off Hand Design* Knitting Bag company is for sale. No one knows if the company will continue or if these great bags will cease to exist. I have 3 Suzanna bags left and one circular needle case. You might want to keep this in mind for your holiday gift list also. When they are gone they are gone. *All my best—* Sandy




I am always looking for new products, notions, and yarns that I can add to the shop to increase and enlarge your enjoyment of our craft. You are the main driving force behind what I add so don't hesitate to mention things you think might make good additions to the shop. I can't add everything but I will definitely investigate your request.

 **Pacific** yarn by Cascade, that I introduced this summer is selling well. Everyone who has tried it is very pleased. I've added more colors to the shop. Great price for a great yarn.

**Lustrous** yarn by Sublime is an extra fine dk weight yarn that is a combination of merino wool and Nylon. Each yarn is a different color which adds depth, an interesting look and nice sheen. Would be Lovely for your holiday knitting. Won't be in the shop until the first part of October.

**Sublime** Pattern booklets. I have 5 new ones coming in. Probably won't be coming until the first part Of October since they come from the same company as the Lustrous yarn.

**Brae Tweed** is re-stocked and I have added 2 new colors.

 **Ty-Dy superkid yarn** is a blend of super soft mohair, wool and nylon in a DK weight. Beautiful multi-Color yarn. The new *Diagonally Yours scarf* pattern features this yarn.


**Multi-color, multi-texture scarf yarn:** The scarf yarn trend of a few years ago appears to be back in A less intense way right now. Wanted you to have access to some of it so have added 3 yarns that Are multi-colored and multi-textured that will knit up into a great accent scarf or work into your garment.

**Knit Noro 30 designs in Living Color** In this volume of all new patterns, more than 25 knit wear Designers have created an array of beautiful designs to showcase Noro yarn. I added this book to the Shop because the designs are basically new and I think you will want to own a copy of this one.

**My Grandmothers Knitting** Family stories inspired knits from Top Designers. It shines a light on family. It celebrates the link between generations and how our families make us the artists we are today. Plus including some very nice patterns. One from each designer.

**Knit One Knit All** One of Elizabeth Zimmermann's dreams was to publish a book of her garter stitch Designs. She tried for many years without success. This book is "that book". I think you will be Intrigued by the designs and the variety of patterns included. I couldn't pass this one up. It is a bit Pricey at \$32 but if her previous books have been any indication I think you will want to add this to your Knitting library.

**60 More Quick Knits, Hats, Mittens, Scarves.** The next installment in the popular Quick Knit series From Cascade.



**Annie Adams** pewter shawl pins. I have 5 new designs from Annie Adams. These are very different From the ones I have received previously. I'm looking forward to hearing what you think of them.



Please, another reminder, if your email address changes—be sure to let me know. I want to get your newsletters to you and my other “periodic” news updates. I try to not send you too many emails but I want to keep you informed, without “over-loading you.”

## **CLASSES, WE WILL KEEP YOU IN STITCHES:**

It is very helpful to me if you pre-register for the class you want.

Tel: 715-256-9930 or Sandra@thetrollscove.com

**All Classes \$15.00**

### **Description of classes on next page.**

#### **September:**

- Saturday, September 17: 1-3 Clockwork Scarf
- Sunday, September 18 : 1-3 Crochet
- Saturday, September 24 1-3 Capelet
- Sunday, September 24: 1-3 Building Block Scarf

#### **October:**

- Saturday, October 1: 1-3 Clockwork Scarf
- Sunday, October 2: 1-3 Crochet
- Saturday, October 8: 1-3 Capelet
- Sunday, October 9: 1-3 Diagonally Yours Scarf
- Saturday, October 15: 1-3 Clockwork Scarf
- Sunday, October 16: 1-3 Crochet
- Saturday, October 22: 1-3 Texting Gloves and Hat
- Sunday, October 23: 1-3 Diagonally Yours Scarf
- Saturday, October 29 1-3 Williamsbro Sweater
- Sunday, October 30 1-3 Encore Vest

#### **November:**

- Saturday, November 5: 1-3 Texting Gloves and Hat
- Sunday, November 6: 1-3 Arthur the Alien
- Saturday, November 12: 1-3 Williamsbro Sweater 3-5 Sideways Vest
- Sunday, November 13: 1-3 Encore Vest
- Saturday, November 19: 1-3 Texting Gloves and Hat
- Sunday, November 20: 1-3 Easy Cabled Cowl
- Saturday, November 26: 1-3 Williamsbro Sweater 3-5 Sideways Vest
- Sunday, November 27: No Classes Scheduled

#### **December:**

- Saturday, December 3: 1-3 Up North Mittens
- Sunday, December 4: No Classes Scheduled
- Saturday, December 10: 1-3 Up North Mittens
- Sunday, December 11: No Classes Scheduled
- Saturday and Sunday December 17th and 18th: No classes scheduled.

Drop by and I'll help with those last minute Christmas gifts.

## Class Descriptions:

**Clockwork Scarf :** This is an easy, enjoyable, striped, garter stitch scarf featuring 2 coordinating sock weight yarns. My shop sample is done with purples-you need to stop to see it to understand how great it looks. The picture does not do it justice. I offered the class during our summer newsletter but many of you said you just didn't understand what it was until you saw it. (Jeannette has hers done in alpaca sock. You need to ask her to show you how she handled her "oops".)

**Crochet:** This class is intended to introduce you to the art of crochet and give you the opportunity to crochet a hat using your newly developed skills. We'll practice chain, single, and double crochet, and slip stitch.

**Capelet:** This capelet is worked from the neck down with or without a collar. It is knit all in one piece with Shaped raglan increases. My shop sample is done in Brae Tweed. Capes and capelets are "everywhere" in ready-to-wear this year.

**Building Block Scarf:** An easy scarf with mitered corners and a center graft line. This is worked in the round from the outside in. Can be made for an adult or a child.

**Diagonally Yours Scarf:** An easy scarf pattern that highlights one of our new yarns. Looks very soft and Elegant. An easy project than can be adapted to any size.

**Texting Gloves and Hat:** Stay warm this fall while texting on your cell phone or while active outside. We've done mittens and fingerless gloves with just the thumb. I thought it was time to show you how easy gloves are so you can add them to your knitting library.

**Williamsbro Sweater:** This sweater is from Cornelia Tuttle Hamilton's Book No. 2. A solid color cabled core area is accented by a striped area at the bottom and bands using Silk Garden by Noro. Very lovely sweater. I am planning to use Soft Spun for the solid color and a coordinating Silk Garden to highlight the bottom and bands.

### **Arthur The Alien:**

Knitting little creatures is very popular right now. I usually try to do one related to the holidays each year. Thought these little guys would be cute in anyone's stocking, He/she is easy and quick To knit. A friendly little creature that strictly comes in peace!

**Encore Vest:** A smart looking vest with long cabling creating a flattering waist and large open neckline gives it a modern look. An Encore by Plymouth pattern but there are many other yarns you could use.

**Easy Cabled Cowl:** With the cooler months rapidly approaching (Drats!) it is time to think of layers to help us stay warm. This would certainly do the trick at the neck of your coat. Picking a soft, fuzzy yarn would feel good too.

**Side Ways Vest:** Define yourself in style by wearing this side to side vest with horizontal cables and Diamonds. If you choose a yarn with a little alpaca in it you'll have the perfect layering piece.

**True North Mittens:** Each newsletter I try to do one fair isle item. I am suggesting we do them in Alpaca so that they will be light but warm. Plenty of style too so you can wear them wherever you go. A challenge only because they are smaller than a hat but the same principle.

**Pictures of the class projects continued on the next page.**



**\*\*\* *Ladies Home Journal* for Fall has a very nice article on the advantages of knitting and what it has done for one individual in a very stressful profession. I have the magazine with the article marked. You might want to take time to read it when visiting the shop.**

Pictures are shown as they are described on the previous page.

As with all my classes-if there is something you would like to do that you do not see here, please feel free to contact me and I'll definitely try to accommodate you.

***Creating a one-of-a-kind look is the whole point of making things by hand!***

***Happy Knitting!***

***Sandy***