



the Troll's Knit News

Volume 4: Issue 32 Summer 2011

“ The House in the Woods”

The Troll's Cove
E801 Lauritzen Lane
Waupaca, Wis. 54981
Tel: 715-256-9930
www.thetrollscove.com
Hours: Thurs-Sat 10-5
Sun 12-4
Open year round



I have a lot to share with this edition of the newsletter.

We became grandparents in April. (Hard to believe we are old enough for that to happen. Ha!) Her name is Abby-gail. “Abby” has some of my knit garments already, but she will of course be acquiring more. I thought I would add a Baby Knits group to our newsletter for those of you who are also grandparents, parents of small children, or enjoy working on smaller items. Check out the classes section to see what I have planned.

School is out for me so I am now in the shop and Gerry has the summer off! Our hours stay the same; Thursday, Friday, Saturday, 10-5 pm and Sunday 12-4 pm. It allows me the opportunity for sometime to myself and also enables my clients to “know” when I am open. Remember you are welcome to come and knit any time you care to.

Thursday Night Open Knitting will be on hiatus until after Labor Day.

Summer is traditionally a “slower” time for knitting as we all struggle to enjoy our few short months of warm weather. There are still many of us who enjoy having something “smaller” to work on. With that in mind I have planned a number of small projects in the classes section that you can take with you wherever you might be. I am also developing a shelf stocked with SUMMER IDEAS that will be available for you to look through. I always find that spending time with my knitting relaxes me and allows me to enjoy my day even more. *When I am knitting I am thinking of my projects and other knitters and completely forget what might be of concern to me that day.*

Getting my newsletter to everyone who expresses an interest in receiving it continues to be a concern. Each time I send an email with the newsletter or other news, I get at least 10 back. The usual problem is the fact that you have changed your address and forgotten to let me know. I don't want to send you mail you do not want, but I do not want you to think I have “forgotten” you when the problem is out of my control.

I enjoy knowing all of you. I grow everyday because you inspire me. All my best—

Sandy



MOVE TO IMPROVE:

We can always make what we do better. This section is to give you ideas on how that might happen.

Untwisting Twisted Yarn: At the end of a row, place a rubber band snugly around the skein, making sure you catch the yarn that is “heading” to your needles. Then holding onto your needles, drop the skein of yarn (you may want to stand up to do this). As the skein hangs, it will untwist but not unwind from the skein. Hold until the skein stops, and you'll be ready to knit again.

Want a neckline to lie flat: knit 2 stitches together in the first round at each shoulder, then work rounds as per the pattern.

Whether a beginner or an expert knitter, there is nothing like knitting with others to advance your skills, meet new friends, improve your mood.


*Thursday Knit Night:
Knitting with company*


Every Thursday evening—
rain or shine, snow, you
name it—this is our time
together.


Come when you can.
7-9 PM





I am always looking for new products, notions, and yarns that I can add to the shop to increase and enlarge your enjoyment of our craft. You are the main driving force behind what I add so don't hesitate to mention things you think might make good additions to the shop. I can't add everything but I will definitely investigate your request.


 **Pacific yarn** from Cascade will be in the shop by the middle of June. It is 40% super wash wool and 60% acrylic, 100 grams, 213 yards, knits 4.5-5 sts to the inch on a size 7-8 needle. Hardwearing, super soft, perfect for the whole family, Easy to care for as it is machine washable. For those of you looking for an alternative to "Encore" I think you will really like this yarn. Comes in a cheery array of bright solid colors.


 **Pima Tencel Cotton** yarn is re-stocked with your favorites and some new colors as well. I have completed the sweater I called "Doris's Sweater" after the design one of you did for the *Winter Knit Along* in a lovely Aqua green color. It's gracing the mannequin as you enter the yarn area. Can't wait to wear it.

 **Cotton Rich** yarn has been selling well. That is the DK weight of cotton yarn that I added to the shop in March. Many of you are already knitting with it. I have re-stocked all our colors and added a couple of new ones that have just become available. I am knitting the cover sweater from *Sublime booklet 650* in it.. I know you are going to want to work with it if you haven't already.

 **Hiya Hiya Needle sets in Bamboo** Ultra-smooth, same price as the steel. The small set includes needle sizes 2-8 and cables, 2-24", 1-34", 1-42". The large set includes needles sizes 9-15 with the same size cables as the smaller set. Both come in a lovely brocades pouch.

 **Sublime booklet 650** has 18 designs for summer knitting and includes some larger sizes. I brought it into the shop because I liked the variety of designs available. I think you will too.

 **The Knit Stitch by Sally Melville** is back in-stock. This soft cover book gives clear step by step instructions to teach the basics of knitting. Patterns are presented in an accessible format with text, photographs, offers advice and anticipates difficulties.

 **Knitted Jackets by Cheryl Oberle** Includes 20 patterns from beginner to advanced. Step by step instructions, lots of photographs, wearable jackets showcase a range of knitting techniques. We are going to do the Box Top Jacket as a class starting in July.

**The best way to take off a few inches from a completed garment is to "snip just one stitch", which leaves two cut ends, and to unravel them in an easterly and a westerly direction until they meet again on the other side. Now you also have a neat round of stitches to pick up and cast off. Or to continue knitting on as the case may be.

** To ensure an elastic cast-on edge when using the long-tail method, place your stitches as you cast them on about 1/4" apart. And to prevent the last cast-on stitch from becoming loose and untidy, pass the tail end of yarn over the working yarn and drop it in back of the work. After working a few stitches, gently pull on the tail to tighten the edge stitch.

CLASSES, WE WILL KEEP YOU IN STITCHES:

It is very helpful to me if you pre-register for the class you want.

Tel: 715-256-9930 or Sandra@thetrollscove.com

All Classes \$15.00

Description of classes on next page.**June:**

Friday, June 17th: 1-4 PM Sock Group
 Saturday, June 18th: 10-12 AM Baby Group 1-3 PM Kilkanna Hat
 Sunday, June 19th: Fathers Day Shop Open but no classes

Friday, June 24th 1-4 PM Stain Glass Felted Bag
 Saturday, June 25th 10-12 Baby Group 1-3 Summer One Piece Shrug
 Sunday, June 26th 1-3 PM Cozy Double Knit Socks

July:

Friday, July 1 1-4 Sock Group
 Saturday, July 2 10-12 Baby Group
 Sunday, July 3 1-3 PM Diagonally Yours Scarf

Friday, July 8 1-4 Stain Glass Felted Bag
 Saturday, July 9 10-12 Baby Group 1-3 Summer Shrug
 Sunday, July 10 1-3 Cozy Double Knit Socks

Friday, July 15 1-4 Sock Group
 Saturday, July 16 10-12 Baby Group 1-3 Box Top Jacket
 Sunday, July 17 1-3 Diagonally Yours Scarf

Friday, July 22 1-3 Stained Glass Felted Bag
 Saturday, July 23 10-12 Baby Group 1-3 Summer Shrug
 Sunday, July 24 1-3 Diagonally Your Scarf

Friday, July 24 1-4 Sock Group
 Saturday, July 25 10-12 Baby Group 1-3 Box Top Jacket
 Sunday, July 26 1-3 Bow Tie Scarf

August

Friday, August 5th
 Saturday, August 6th 10-12 Beginning Knitting 1-3 Felted Clogs/Boot
 Sunday, August 7th 1-3 PM Bow Tie Scarf

Continued On Page—

Classes Continued:

Friday, August 12	1-4 PM	Sock Group	
Saturday, August 13	10-12 AM	Beginning Knitting	1-3 Box Top Jacket
Sunday, August 14	1-3	Clockwork Shawl	

Friday, August 19th			
Saturday, August 20th	10-12	Beginning Knitting	1-3 Felted Clog/Boot
Sunday, August 21st	1-3	Clockwork Shawl	

Class Descriptions:

1. **Sock Group:** A chance to get together and knit socks with others. We will make *Mermaid Socks* in a fishtail stitch pattern with wavy or sideways top. Show your friends what a brilliant knitter. Looks great in either patterned or solid color sock yarn.
2. **Kilkanna Hat:** Dk weight of yarn with garter stitch border and a diagonal ribbed top. Makes a dramatic statement. Stylish and graceful, worked in the round, plenty of stretch without the traditional ribbed border.
3. **Baby Group:** If you have a family member to knit for or just like working on “small” things this group is for you. We’ll do a one piece shrug; a cabled hat, and a one piece sweater as our time allows.
4. **Stain Glass Felted Modular Knit Bag:** Knit a felted bag using self striping yarn and the “entrelac” technique. Looks difficult but isn’t and will make a very dramatic statement when done. We’ll knit “shell” shapes and connect one to another.
5. **Summer Shrug:** This shrug is made the same way as the chunky weight one we did last summer—a rectangle, all in one piece, only this one has a lacy effect, Simple pattern. Great wardrobe accent addition.
6. **Cozy Socks:** A pair of comfortable house socks with an all over double thick stitch. You’ll find plenty of uses for them.
7. **Diagonally Your Scarf:** An easy, elegant, lace, shawl or scarf using Douceur or one of our great sock yarns.
8. **Box Top Jacket:** A boxy, textured, easy fitting jacket in a bulky weight yarn. An all over Moss Stitch gives it the rich texture that looks great on everyone. My sample has Lana Grand by Cascade in a deep, rich purple.
9. **Bow Tie Scarf:** This scarf is knit in garter with a “bow tie” effect that goes right down the center. Very unusual, and a sure to please gift idea.
10. **Beginning Knitting:** This is for those who have always wanted to learn to knit and just never learned. We’ll learn to cast on, knit, purl, increase, decrease, bind off. Best thing is you will have a hat to wear or give away when done.
11. **Clockwork Shawl:** Clockwork is a striped, garter stitch shawl/scarf, perfect for featuring two beautiful yarns. Bold slipped stitch columns add interest while increases give it a unique arched shape.
12. **Felted Clogs or Boots:** Time to think about some nice warm slippers for use on the cool floors. The clogs are knit with a double sole so a little more comfortable whereas the boots have a single sole but come up farther on the foot and are laced so may stay on better for some.

Pictures of the class projects continued on the next page.



Picture for Beginning Hat unavailable as class will be given choices of hats that they can make.

Something extra for you to use right away.

Vicki Square's Universal Scarf:

This scarf can be knit with any yarn. Large needle or small, bulky or double knitting-it will look the same. It is the size and length that will vary. There is no right or wrong, just a delightful experience with each yarn.

With yarn and needles of your choosing: Cast on 18 sts.

Rows 1 and 3: K2, (k2,p1) 4 times, k4

Row 2: P2, (K1, P2) 4 times, K2

Row 4: Knit

Repeat rows 1-4 until scarf measures desired length, leaving enough yarn to bind off and ending with Row 2. Bind off loosely in pattern. Weave in ends as necessary.

No blocking is necessary, however you may want to spritz with water to set stitches and ends.

Creating a one-of-a-kind look is the whole point of making things by hand!

*Happy Knitting!
Sandy*